

# Two-Level Models for Clustered\* Data

- Today's Class:
  - Fixed vs. Random Effects for Modeling Clustered Data
  - ICC and Design Effects in Clustered Data
  - Group-Mean-Centering vs. Grand-Mean Centering
  - Model Extensions under Group-MC and Grand-MC
  - Nested vs. Crossed Groups Designs

\* *Clustering = Nesting = Grouping...*

# MLM for Clustered Data

- So far we've built models to account for dependency created by repeated measures (time within person, or trials within persons crossed with items)
- Now we examine two-level models for more general examples of nesting/clustering/grouping:
  - Students within schools, athletes within teams
  - Siblings within families, partners within dyads
  - Employees within businesses, patients within doctors
- Residuals of people from same group are likely to be correlated due to group differences (e.g., purposeful grouping or shared experiences create dependency)

# 2 Options for Differences Across Groups

## Represent Group Differences as Fixed Effects

- Include ( $\#groups - 1$ ) contrasts for group membership in the **model for the means** (via CLASS) → so group is NOT another “level”
- Permits inference about differences between specific groups, but you cannot include between-group predictors (group is saturated)
- Snijders & Bosker (1999) ch. 4, p. 44 recommend if  $\#groups < 10ish$

## Represent Group Differences as a Random Effect

- Include a **random intercept variance in the model for the variance**, such that group differences become another “level”
- Permits inference about differences across groups more generally, for which you can test effects of between-group predictors
- Better if  $\#groups > 10ish$  and you want to **predict** group differences

# Empty Means, Random Intercept Model

## MLM for Clustered Data:

- Change in notation:
  - $i$  = level 1,  $j$  = level 2

- Level 1:

$$y_{ij} = \beta_{0j} + e_{ij}$$

- Level 2:

$$\beta_{0j} = \gamma_{00} + U_{0j}$$

**3 Total Parameters:**

### **Model for the Means (1):**

- Fixed Intercept  $\gamma_{00}$

### **Model for the Variance (2):**

- Level-1 Variance of  $e_{ij} \rightarrow \sigma_e^2$
- Level-2 Variance of  $U_{0j} \rightarrow \tau_{U_0}^2$

Residual = person-specific deviation  
from group's predicted outcome

Fixed Intercept  
= grand mean  
(because no  
predictors yet)

Random Intercept  
= group-specific  
deviation from  
predicted intercept

**Composite equation:**

$$y_{ij} = (\gamma_{00} + U_{0j}) + e_{ij}$$

# Matrices in a Random Intercept Model

**RI and DIAG:** Total predicted data matrix is called **V matrix**, created from the **G [TYPE=UN]** and **R [TYPE=VC]** matrices as follows:

$$\mathbf{V} = \mathbf{Z} * \mathbf{G} * \mathbf{Z}^T + \mathbf{R} = \mathbf{V}$$

$$\mathbf{V} = \begin{bmatrix} 1 \\ 1 \\ 1 \\ 1 \end{bmatrix} \begin{bmatrix} \tau_{U_0}^2 \end{bmatrix} \begin{bmatrix} 1 & 1 & 1 & 1 \end{bmatrix} + \begin{bmatrix} \sigma_e^2 & 0 & 0 & 0 \\ 0 & \sigma_e^2 & 0 & 0 \\ 0 & 0 & \sigma_e^2 & 0 \\ 0 & 0 & 0 & \sigma_e^2 \end{bmatrix} = \begin{bmatrix} \tau_{U_0}^2 + \sigma_e^2 & \tau_{U_0}^2 & \tau_{U_0}^2 & \tau_{U_0}^2 \\ \tau_{U_0}^2 & \tau_{U_0}^2 + \sigma_e^2 & \tau_{U_0}^2 & \tau_{U_0}^2 \\ \tau_{U_0}^2 & \tau_{U_0}^2 & \tau_{U_0}^2 + \sigma_e^2 & \tau_{U_0}^2 \\ \tau_{U_0}^2 & \tau_{U_0}^2 & \tau_{U_0}^2 & \tau_{U_0}^2 + \sigma_e^2 \end{bmatrix}$$

**VCORR** then provides the **intraclass correlation**, calculated as:

$$\mathbf{ICC} = \tau_{U_0}^2 / (\tau_{U_0}^2 + \sigma_e^2)$$

$$\begin{bmatrix} 1 & \text{ICC} & \text{ICC} & \text{ICC} \\ \text{ICC} & 1 & \text{ICC} & \text{ICC} \\ \text{ICC} & \text{ICC} & 1 & \text{ICC} \\ \text{ICC} & \text{ICC} & \text{ICC} & 1 \end{bmatrix} \text{ assumes a constant correlation over time}$$

The **G**, **Z**, and **R** matrices still get combined to create the **V** matrix, except that they are now per group. **R** and **V** have  $n$  rows by  $n$  columns, in which  $n = \#$  level-1 units, which is now people, not time. Thus, no type of **R** matrix other than VC will be used, and REPEATED is not needed.

# Intraclass Correlation (ICC)

$$\text{ICC} = \frac{\text{BG}}{\text{BG} + \text{WG}} = \frac{\text{Intercept Variance}}{\text{Intercept Variance} + \text{Residual Variance}}$$
$$= \frac{\tau_{U_0}^2}{\tau_{U_0}^2 + \sigma_e^2}$$

$\tau_{U_0}^2 \rightarrow$  Why don't all groups have the same mean?  
 $\sigma_e^2 \rightarrow$  Why don't all people from the same group have the same outcome?

- ICC = Proportion of total variance that is between groups
- ICC = Average correlation among persons from same group
- ICC is a standardized way of expressing how much we need to worry about *dependency due to group mean differences*  
**(i.e., ICC is an effect size for constant group dependency)**
  - Dependency of other kinds can still be created by differences between groups in the effects of predictors (stay tuned)

# Effects of Clustering on Effective N

- **Design Effect** expresses how much effective sample size needs to be adjusted due to clustering/grouping
- **Design Effect** = ratio of the variance using a given sampling design to the variance using a simple random sample from the same population, given the same total sample size either way

$n = \# \text{ level-1 units}$

- Design Effect =  $1 + [(n - 1) * ICC]$
- Effective sample size  $\rightarrow N_{\text{effective}} = \frac{\# \text{ Total Observations}}{\text{Design Effect}}$
- As ICC goes UP and cluster size goes UP, the effective sample size goes DOWN
  - See Snijders & Bosker (2012) for more info and for a modified formula that takes unequal group sizes into account

# Design Effects in 2-Level Nesting

- Design Effect =  $1 + [(n - 1) * ICC]$
- Effective sample size  $\rightarrow N_{\text{effective}} = \frac{\# \text{ Total Observations}}{\text{Design Effect}}$
- $n=5$  patients from each of 100 doctors, ICC = .30?
  - Patients Design Effect =  $1 + (4 * .30) = 2.20$
  - $N_{\text{effective}} = 500 / 2.20 = \mathbf{227}$  (not 500)
- $n=20$  students from each of 50 schools, ICC = .05?
  - Students Design Effect =  $1 + (19 * .05) = 1.95$
  - $N_{\text{effective}} = 1000 / 1.95 = \mathbf{513}$  (not 1000)



# Does a non-significant ICC mean you can ignore groups and just do a regression?

- Effective sample size depends on BOTH the ICC and the number of people per group: As ICC goes UP and group size goes UP, the effective sample size goes DOWN
  - So there is NO VALUE OF ICC that is “safe” to ignore, not even  $\sim 0$ !
  - An ICC=0 in an *empty (unconditional)* model can become ICC>0 after adding level-1 predictors because reducing the residual variance leads to an increase in the random intercept variance ( $\rightarrow$  *conditional* ICC > 0)
- So just do a multilevel analysis anyway...
  - Even if “that’s not your question”... because people come from groups, you still have to model group dependency appropriately because of:
    - Effect of clustering on level-1 fixed effect SE’s  $\rightarrow$  biased SEs
    - Potential for contextual effects of level-1 predictors

# Predictors in MLM for Clustered Data

## Example: Achievement in Students nested in Schools

- Level-2 predictors now refer to Group-Level Variables
  - Can only have fixed or systematically varying effects (level-2 predictors cannot have random effects in a two-level model, same as before)
  - e.g., Does mean school achievement differ b/t rural and urban schools?
- Level-1 predictors now refer to Person-Level Variables
  - Can have fixed, systematically varying, or random effects over groups
  - e.g., Does student achievement differ between boys and girls?
    - Fixed effect: Is there a gender difference in achievement, period?
    - Systematically varying effect: Does the gender effect differ b/t rural and urban schools? (but the gender effect is the same within rural and within urban schools)
    - Random effect: Does the gender effect differ *randomly* across schools?
  - We can skip all the steps for building models for “time” and head straight to predictors (given that level-1 units are exchangeable here)

# Predictors in MLM for Clustered Data

- BUT we still need to distinguish level-2 BG effects from level-1 WG effects of level-1 predictors: NO SMUSHING ALLOWED
- Options for representing level-2 BG variance as a predictor:
  - Use **obtained** group mean of level-1  $x_{ij}$  from your sample (labeled as **GM $x_j$**  or  $\bar{X}_j$ ), centered at a constant so that 0 is a meaningful value
  - Use **actual** group mean of level-1  $x_{ij}$  from outside data (also centered so 0 is meaningful) → better if your sample is not the full population
- Can use either **Group-MC** or **Grand-MC** for level-1 predictors (where Group-MC is like Person-MC in longitudinal models)
  - Level-1 Group-MC → center at a VARIABLE: **WG $x_{ij}$**  =  $x_{ij} - \bar{X}_j$
  - Level-1 Grand-MC → center at a CONSTANT: **L1 $x_{ij}$**  =  $x_{ij} - C$ 
    - Use L1 $x_{ij}$  when including the actual group mean instead of sample group mean

# 3 Kinds of Effects for Level-1 Predictors

- **Is the Between-Group (BG) effect significant?**
  - Are groups with higher predictor values than other groups also higher on Y than other groups, such that the group mean of the person-level predictor  $GMx_j$  accounts for level-2 random intercept variance ( $\tau_{U_0}^2$ )?
- **Is the Within-Group (WG) effect significant?**
  - If you have higher predictor values than others in your group, do you also have higher outcomes values than others in your group, such that the within-group deviation  $WGx_{ij}$  accounts for level-1 residual variance ( $\sigma_e^2$ )?
- **Are the BG and WG effects different sizes: Is there a contextual effect?**
  - After controlling for the absolute value of level-1 predictor for each person, is there still an incremental contribution from having a higher group mean of the predictor (i.e., does a group's general tendency predict  $\tau_{U_0}^2$  above and beyond)?
  - If there is no contextual effect, then the BG and WG effects of the level-1 predictor show convergence, such that their effects are of equivalent magnitude

# Clustered Data Model with Group-Mean-Centered Level-1 $x_{ij}$

→ WG and BG Effects directly through separate parameters

$x_{ij}$  is group-mean-centered into  $WGx_{ij}$ , with  $GMx_j$  at L2:

$$\text{Level 1: } y_{ij} = \beta_{0j} + \beta_{1j}(WGx_{ij}) + e_{ij}$$

$WGx_{ij} = x_{ij} - \bar{X}_j \rightarrow$  it has only Level-1 WG variation

$$\text{Level 2: } \beta_{0j} = \gamma_{00} + \gamma_{01}(GMx_j) + U_{0j}$$

$GMx_j = \bar{X}_j - C \rightarrow$  it has only Level-2 BG variation

$$\beta_{1j} = \gamma_{10}$$

$\gamma_{10}$  = WG main effect of having more  $x_{ij}$  than others in your group

$\gamma_{01}$  = BG main effect of having more  $\bar{X}_j$  than other groups

Because  $WGx_{ij}$  and  $GMx_j$  are uncorrelated, each gets the total effect for its level (WG=L1, BG=L2)

# 3 Kinds of Effects for Level-1 Predictors

- **What Group-Mean-Centering tells us directly:**
- **Is the Between-Group (BG) effect significant?**
  - Are groups with higher predictor values than other groups also higher on Y than other groups, such that the group mean of the person-level predictor  $GMx_j$  accounts for level-2 random intercept variance ( $\tau_{U_0}^2$ )?
  - This would be indicated by a significant fixed effect of  $GMx_j$
  - Note: this is NOT controlling for the absolute value of  $x_{ij}$  for each person
- **Is the Within-Group (WG) effect significant?**
  - If you have higher predictor values than others in your group, do you also have higher outcomes values than others in your group, such that the within-group deviation  $WGx_{ij}$  accounts for level-1 residual variance ( $\sigma_e^2$ )?
  - This would be indicated by a significant fixed effect of  $WGx_{ij}$
  - Note: this is represented by the relative value of  $x_{ij}$ , NOT the absolute value of  $x_{ij}$

# 3 Kinds of Effects for Level-1 Predictors

- **What Group-Mean-Centering DOES NOT tell us directly:**
- **Are the **BG** and **WG** effects different sizes: Is there a **contextual effect**?**
  - After controlling for the absolute value of the level-1 predictor for each person, is there still an incremental contribution from the group mean of the predictor (i.e., does a group's general tendency predict  $\tau_{U_0}^2$  above and beyond just the person-specific value of the predictor)?
  - In clustered data, the contextual effect is phrased as "after controlling for the individual, what is the additional contribution of the group"?
- **To answer this question about the **contextual effect for the incremental contribution of the group mean**, we have two options:**
  - Ask for the contextual effect via an ESTIMATE statement in SAS (or TEST in SPSS, or NEW in Mplus, or LINCOM in STATA): **WGx -1 GMx 1**
  - Use "**grand-mean-centering**" for level-1  $x_{ij}$  instead:  **$L1x_{ij} = x_{ij} - C$** 
    - **centered at a CONSTANT, NOT A LEVEL-2 VARIABLE**
      - Which constant only matters for what the reference point is; it could be the grand mean or other

# Group-MC vs. Grand-MC for Level-1 Predictors

	Level 2	Original	Group-MC Level 1	Grand-MC Level 1
$\bar{X}_j$	$GMx_j = \bar{X}_j - 5$	$x_{ij}$	$WGx_{ij} = x_{ij} - \bar{X}_j$	$L1x_{ij} = x_{ij} - 5$
3	-2	2	-1	-3
3	-2	4	1	-1
7	2	6	-1	1
7	2	8	1	3

Same  $GMx_j$  goes into the model using either way of centering the level-1 variable  $x_{ij}$

Using **Group-MC**,  $WGx_{ij}$  has NO level-2 BG variation, so it is not correlated with  $GMx_j$

Using **Grand-MC**,  $L1x_{ij}$  STILL has level-2 BG variation, so it is STILL CORRELATED with  $GMx_j$

**So the effects of  $GMx_j$  and  $L1x_{ij}$  when included together under Grand-MC will be different than their effects would be if they were by themselves...**



# Clustered Data Model with $x_{ij}$ represented at Level 1 Only: → WG and BG Effects are Smushed Together

$x_{ij}$  is grand-mean-centered into  $L1x_{ij}$ , WITHOUT  $GMx_j$  at L2:

$$\text{Level 1: } y_{ij} = \beta_{0j} + \beta_{1j}(L1x_{ij}) + e_{ij}$$

$L1x_{ij} = x_{ij} - C \rightarrow$  it still has both Level-2 BG and Level-1 WG variation

$$\text{Level 2: } \beta_{0j} = Y_{00} + U_{0j}$$

$$\beta_{1j} = Y_{10}$$

$Y_{10}$  = \*smushed\*  
WG and BG effects

Because  $L1x_{ij}$  still contains its original 2 different kinds of variation (BG and WG), its 1 fixed effect has to do the work of 2 predictors!

A \*smushed\* effect is also referred to as the *convergence, conflated, or composite* effect

# Convergence (Smushed) Effect of a Level-1 Predictor

$$\text{Convergence Effect: } \gamma_{\text{conv}} \approx \frac{\frac{\gamma_{\text{BG}}}{\text{SE}_{\text{BG}}^2} + \frac{\gamma_{\text{WG}}}{\text{SE}_{\text{WG}}^2}}{\frac{1}{\text{SE}_{\text{BG}}^2} + \frac{1}{\text{SE}_{\text{WG}}^2}}$$

Adapted from  
Raudenbush & Bryk  
(2002, p. 138)

- **The convergence effect will often be closer to the within-group effect** (due to larger level-1 sample size and thus smaller SE)
- **It is the rule, not the exception, that between and within effects differ** (Snijders & Bosker, 1999, p. 52-56, and personal experience!)
- However—when grand-mean-centering a level-1 predictor, **convergence is testable** by including a **contextual effect (carried by the group mean)** for how the **BG effect** differs from the **WG effect**...

# Clustered Data Model with Grand-Mean-Centered Level-1 $x_{ij}$

→ Model tests difference of WG vs. BG effects (It's been fixed!)

$x_{ij}$  is grand-mean-centered into  $L1x_{ij}$ , WITH  $GMx_j$  at L2:

$$\text{Level 1: } y_{ij} = \beta_{0j} + \beta_{1j}(L1x_{ij}) + e_{ij}$$

$L1x_{ij} = x_{ij} - C \rightarrow$  it still has both Level-2 BG and Level-1 WG variation

$$\text{Level 2: } \beta_{0j} = \gamma_{00} + \gamma_{01}(GMx_j) + U_{0j}$$

$$\beta_{1j} = \gamma_{10}$$

$GMx_j = \bar{x}_j - C \rightarrow$  it has only Level-2 BG variation

$\gamma_{10}$  becomes the **WG effect** → *unique* level-1 effect after controlling for  $GMx_j$

$\gamma_{01}$  becomes the **contextual effect** that indicates how the BG effect differs from the WG effect  
→ *unique* level-2 effect after controlling for  $L1x_{ij}$   
→ does group matter beyond individuals?

# Group-MC and Grand-MC Models are Equivalent Given a Fixed Level-1 Main Effect Only

**Group-MC:**  $WGx_{ij} = x_{ij} - GMx_j$

Level-1:  $y_{ij} = \beta_{0j} + \beta_{1j}(x_{ij} - GMx_j) + e_{ij}$

Level-2:  $\beta_{0j} = \gamma_{00} + \gamma_{01}(GMx_j) + U_{0j}$

$\beta_{1j} = \gamma_{10}$

$\rightarrow y_{ij} = \gamma_{00} + \gamma_{01}(GMx_j) + \gamma_{10}(x_{ij} - GMx_j) + U_{0j} + e_{ij}$

$\rightarrow y_{ij} = \gamma_{00} + (\gamma_{01} - \gamma_{10})(GMx_j) + \gamma_{10}(x_{ij}) + U_{0j} + e_{ij}$

**Composite Model:**

← As Group-MC

← As Grand-MC

**Grand-MC:**  $L1x_{ij} = x_{ij}$

Level-1:  $y_{ij} = \beta_{0j} + \beta_{1j}(x_{ij}) + e_{ij}$

Level-2:  $\beta_{0j} = \gamma_{00} + \gamma_{01}(GMx_j) + U_{0j}$

$\beta_{1j} = \gamma_{10}$

$\rightarrow y_{ij} = \gamma_{00} + \gamma_{01}(GMx_j) + \gamma_{10}(x_{ij}) + U_{0j} + e_{ij}$

Effect	Group-MC	Grand-MC
Intercept	$\gamma_{00}$	$\gamma_{00}$
WG Effect	$\gamma_{10}$	$\gamma_{10}$
Contextual	$\gamma_{01} - \gamma_{10}$	$\gamma_{01}$
BG Effect	$\gamma_{01}$	$\gamma_{01} + \gamma_{10}$

# Contextual Effects in Clustered Data

- Group-MC is equivalent to Grand-MC if the group mean of the level-1 predictor is included and the level-1 effect is not random
- Grand-MC may be more convenient in clustered data due to its ability to directly provide contextual effects
- Example: Effect of SES for students (nested in schools) on achievement:
- **Group-MC** of level-1 student  $SES_{ij}$ , school mean  $\overline{SES}_j$  included at level 2
  - Level-1 **WG** effect: Effect of being rich kid relative to your school  
(is already purely WG because of centering around  $\overline{SES}_j$ )
  - Level-2 **BG** effect: Effect of going to a rich school NOT controlling for kid  $SES_{ij}$
- **Grand-MC** of level-1 student  $SES_{ij}$ , school mean  $\overline{SES}_j$  included at level 2
  - Level-1 **WG** effect: Effect of being rich kid relative to your school  
(is purely WG after *statistically* controlling for  $\overline{SES}_j$ )
  - Level-2 **Contextual** effect: Incremental effect of going to a rich school  
(after *statistically* controlling for student SES)

# 3 Kinds of Effects for Level-1 Predictors

- **Is the Between-Group (BG) effect significant?**

- Are groups with higher predictor values than other groups also higher on Y than other groups, such that the group mean of the person-level predictor  $GM_{x_j}$  accounts for level-2 random intercept variance ( $\tau_{U_0}^2$ )?
- Given directly by level-2 effect of  $GM_{x_j}$  if using Group-MC for the level-1 predictor (or can be requested via ESTIMATE if using Grand-MC for the level-1 predictor)

- **Is the Within-Group (WG) effect significant?**

- If you have higher predictor values than others in your group, do you also have higher outcomes values than others in your group, such that the within-group deviation  $WG_{x_{ij}}$  accounts for level-1 residual variance ( $\sigma_e^2$ )?
- Given directly by the level-1 effect of  $WG_{x_{ij}}$  if using Group-MC —OR— given directly by the level-1 effect of  $L1_{x_{ij}}$  if using Grand-MC and including  $GM_{x_j}$  at level 2 (without  $GM_{x_j}$ , the level-1 effect of  $L1_{x_{ij}}$  if using Grand-MC is the smushed effect)

- **Are the BG and WG effects different sizes: Is there a contextual effect?**

- After controlling for the absolute value of the level-1 predictor for each person, is there still an incremental contribution from the group mean of the predictor (i.e., does a group's general tendency predict  $\tau_{U_0}^2$  above and beyond the person-specific predictor value)?
- Given directly by level-2 effect of  $GM_{x_j}$  if using Grand-MC for the level-1 predictor (or can be requested via ESTIMATE if using Group-MC for the level-1 predictor)

# Variance Accounted For By Level-2 Predictors

- **Fixed effects of level 2 predictors *by themselves*:**
  - Level-2 (BG) main effects reduce level-2 (BG) random intercept variance
  - Level-2 (BG) interactions also reduce level-2 (BG) random intercept variance
- **Fixed effects of *cross-level interactions (level 1\* level 2)*:**
  - If the interacting level-1 predictor is random, any cross-level interaction with it will reduce its corresponding level-2 BG random slope variance (that line's U)
  - If the interacting level-1 predictor not random, any cross-level interaction with it will reduce the level-1 WG residual variance instead
    - This is because the level-2 BG random slope variance would have been created by decomposing the level-1 residual variance in the first place
    - The level-1 effect would then be called "**systematically varying**" to reflect a compromise between "fixed" (all the same) and "random" (all different)—it's not that each group needs their own slope, but that the slope varies systematically across groups as a function of a known group predictor (and not otherwise)

# Variance Accounted For By Level-1 Predictors

- **Fixed effects of level 1 predictors *by themselves*:**
  - Level-1 (WG) main effects reduce Level-1 (WG) residual variance
  - Level-1 (WG) interactions also reduce Level-1 (WG) residual variance
- **What happens at level 2 depends on what kind of variance the level-1 predictor has:**
  - If the level-1 predictor ALSO has level-2 variance (e.g., Grand-MC predictors), then its level-2 variance will also likely reduce level-2 random intercept variance
  - If the level-1 predictor DOES NOT have level-2 variance (e.g., Group-MC predictors), then its reduction in the level-1 residual variance will cause an INCREASE in level-2 random intercept variance
    - Same thing happens with Grand-MC level-1 predictors, but you don't generally see it
  - It's just an artifact that the estimate of true random intercept variance is:  
$$\text{True } \tau_{U_0}^2 = \text{observed } \tau_{U_0}^2 - \frac{\sigma_e^2}{n} \quad \rightarrow \text{ so if only } \sigma_e^2 \text{ decreases, } \tau_{U_0}^2 \text{ increases}$$



# The Joy of Interactions Involving Level-1 Predictors

- Must consider interactions with both its BG and WG parts:
- Example: Does the effect of employee motivation ( $x_{ij}$ ) on employee performance interact with type of business (for profit or non-profit;  $Type_j$ )?
- Group-Mean-Centering:
  - $WGx_{ij} * Type_j$  → Does the WG motivation effect differ between business types?
  - $GMx_j * Type_j$  → Does the BG motivation effect differ between business types?
    - Moderation of total group motivation effect (not controlling for individual motivation)
    - If forgotten, then  $Type_j$  moderates the motivation effect only at level 1 (WG, not BG)
- Grand-Mean-Centering:
  - $L1x_{ij} * Type_j$  → Does the WG motivation effect differ between business types?
  - $GMx_j * Type_j$  → Does the *contextual* motivation effect differ b/t business types?
    - Moderation of incremental group motivation effect controlling for employee motivation (moderation of the “boost” in group performance from working with motivated people)
    - If forgotten, then although the level-1 main effect of motivation has been un-smushed via the main effect of  $GMx_j$ , the interaction of  $L1x_{ij} * Type_j$  would still be smushed

# Interactions with Level-1 Predictors: Example: Employee Motivation ( $x_{ij}$ ) by Business Type ( $Type_j$ )

**Group-MC:**  $WGx_{ij} = x_{ij} - GMx_j$

Level-1:  $y_{ij} = \beta_{0j} + \beta_{1j}(x_{ij} - GMx_j) + e_{ij}$

Level-2:  $\beta_{0j} = \gamma_{00} + \gamma_{01}(GMx_j) + \gamma_{02}(Type_j) + \gamma_{03}(Type_j)(GMx_j) + U_{0j}$

$\beta_{1j} = \gamma_{10} + \gamma_{11}(Sex_i)$

Composite:  $y_{ij} = \gamma_{00} + \gamma_{01}(GMx_j) + \gamma_{10}(x_{ij} - GMx_j) + U_{0j} + e_{ij}$   
 $+ \gamma_{02}(Type_j) + \gamma_{03}(Type_j)(GMx_j) + \gamma_{11}(Type_j)(x_{ij} - GMx_j)$

---

**Grand-MC:**  $L1x_{ij} = x_{ij}$

Level-1:  $y_{ij} = \beta_{0j} + \beta_{1j}(x_{ij}) + e_{ij}$

Level-2:  $\beta_{0j} = \gamma_{00} + \gamma_{01}(GMx_j) + \gamma_{02}(Type_j) + \gamma_{03}(Type_j)(GMx_j) + U_{0j}$

$\beta_{1j} = \gamma_{10} + \gamma_{11}(Type_j)$

Composite:  $y_{ij} = \gamma_{00} + \gamma_{01}(GMx_j) + \gamma_{10}(x_{ij}) + U_{0j} + e_{ij}$   
 $+ \gamma_{02}(Type_j) + \gamma_{03}(Type_j)(GMx_j) + \gamma_{11}(Type_j)(x_{ij})$

# Interactions Involving Level-1 Predictors Belong at Both Levels of the Model

On the left below → Group-MC:  $WGx_{ij} = x_{ij} - GMx_j$

$$y_{ij} = \gamma_{00} + \gamma_{01}(GMx_j) + \gamma_{10}(x_{ij} - GMx_j) + U_{0j} + e_{ij} \\ + \gamma_{02}(Type_j) + \gamma_{03}(Type_j)(GMx_j) + \gamma_{11}(Type_j)(x_{ij} - GMx_j)$$

← As Group-MC

$$y_{ij} = \gamma_{00} + (\gamma_{01} - \gamma_{10})(GMx_j) + \gamma_{10}(x_{ij}) + U_{0j} + e_{ij} \\ + \gamma_{02}(Type_j) + (\gamma_{03} - \gamma_{11})(Type_j)(GMx_j) + \gamma_{11}(Type_j)(x_{ij})$$

← As Grand-MC

On the right below → Grand-MC:  $L1x_{ij} = x_{ij}$

$$y_{ij} = \gamma_{00} + \gamma_{01}(GMx_j) + \gamma_{10}(x_{ij}) + U_{0j} + e_{ij} \\ + \gamma_{02}(Type_j) + \gamma_{03}(Type_j)(GMx_j) + \gamma_{11}(Type_j)(x_{ij})$$

After adding an interaction for  $Type_j$  with  $x_{ij}$  at both levels, then the Group-MC and Grand-MC models are equivalent

Intercept:  $\gamma_{00} = \gamma_{00}$

BG Effect:  $\gamma_{01} = \gamma_{01} + \gamma_{10}$

Contextual:  $\gamma_{01} = \gamma_{01} - \gamma_{10}$

WG Effect:  $\gamma_{10} = \gamma_{10}$

BG\*Type Effect:  $\gamma_{03} = \gamma_{03} + \gamma_{11}$

Contextual\*Type:  $\gamma_{03} = \gamma_{03} - \gamma_{11}$

Type Effect:  $\gamma_{20} = \gamma_{20}$

BG\*WG or Contextual\*WG is the same:  $\gamma_{11} = \gamma_{11}$

# Intra-variable Interactions

- Still must consider interactions with both its BG and WG parts!
- Example: Does the effect of employee motivation ( $x_{ij}$ ) on employee performance interact with business group mean motivation ( $GMx_j$ )?
- Group-Mean-Centering:
  - $WGx_{ij} * GMx_j$  → Does the WG motivation effect differ by group motivation?
  - $GMx_j * GMx_j$  → Does the BG motivation effect differ by group motivation?
    - Moderation of total group motivation effect (not controlling for individual motivation)
    - If forgotten, then  $GMx_j$  moderates the motivation effect only at level 1 (WG, not BG)
- Grand-Mean-Centering:
  - $L1x_{ij} * GMx_j$  → Does the WG motivation effect differ by group motivation?
  - $GMx_j * GMx_j$  → Does the *contextual* motivation effect differ by group motiv.?
    - Moderation of incremental group motivation effect controlling for employee motivation (moderation of the boost in group performance from working with motivated people)
    - If forgotten, then although the level-1 main effect of motivation has been un-smushed via the main effect of  $GMx_j$ , the interaction of  $L1x_{ij} * GMx_j$  would still be smushed

# Intra-variable Interactions:

Example: Employee Motivation ( $x_{ij}$ ) by Business Mean Motivation ( $GMx_j$ )

**Group-MC:**  $WGx_{ij} = x_{ij} - GMx_j$

Level-1:  $y_{ij} = \beta_{0j} + \beta_{1j}(x_{ij} - GMx_j) + e_{ij}$

Level-2:  $\beta_{0j} = \gamma_{00} + \gamma_{01}(GMx_j) + \gamma_{02}(GMx_j)(GMx_j) + U_{0j}$

$\beta_{1j} = \gamma_{10} + \gamma_{11}(GMx_j)$

Composite:  $y_{ij} = \gamma_{00} + \gamma_{01}(GMx_j) + \gamma_{10}(x_{ij} - GMx_j) + U_{0j} + e_{ij}$   
 $+ \gamma_{02}(GMx_j)(GMx_j) + \gamma_{11}(GMx_j)(x_{ij} - GMx_j)$

---

**Grand-MC:**  $L1x_{ij} = x_{ij}$

Level-1:  $y_{ij} = \beta_{0j} + \beta_{1j}(x_{ij}) + e_{ij}$

Level-2:  $\beta_{0j} = \gamma_{00} + \gamma_{01}(GMx_j) + \gamma_{02}(GMx_j)(GMx_j) + U_{0j}$

$\beta_{1j} = \gamma_{10} + \gamma_{11}(GMx_j)$

Composite:  $y_{ij} = \gamma_{00} + \gamma_{01}(GMx_j) + \gamma_{10}(x_{ij}) + U_{0j} + e_{ij}$   
 $+ \gamma_{02}(GMx_j)(GMx_j) + \gamma_{11}(GMx_j)(x_{ij})$

# Intra-variable Interactions:

Example: Employee Motivation ( $x_{ij}$ ) by Business Mean Motivation ( $GMx_j$ )

On the left below → Group-MC:  $WGx_{ij} = x_{ij} - GMx_j$

$$y_{ij} = \gamma_{00} + \gamma_{01}(GMx_j) + \gamma_{10}(x_{ij} - GMx_j) + U_{0j} + e_{ij} \\ + \gamma_{02}(GMx_j)(GMx_j) + \gamma_{11}(GMx_j)(x_{ij} - GMx_j)$$

$$y_{ij} = \gamma_{00} + (\gamma_{01} - \gamma_{10})(GMx_j) + \gamma_{10}(x_{ij}) + U_{0j} + e_{ij} \\ + (\gamma_{02} - \gamma_{11})(GMx_j)(GMx_j) + \gamma_{11}(GMx_j)(x_{ij})$$

← As Group-MC

← As Grand-MC

On the right below → Grand-MC:  $L1x_{ij} = x_{ij}$

$$y_{ij} = \gamma_{00} + \gamma_{01}(GMx_j) + \gamma_{10}(x_{ij}) + U_{0j} + e_{ij} \\ + \gamma_{02}(GMx_j)(GMx_j) + \gamma_{11}(GMx_j)(x_{ij})$$

After adding an interaction for  $Type_j$  with  $x_{ij}$  at both levels, then the Group-MC and Grand-MC models are equivalent

Intercept:  $\gamma_{00} = \gamma_{00}$

BG Effect:  $\gamma_{01} = \gamma_{01} + \gamma_{10}$

Contextual:  $\gamma_{01} = \gamma_{01} - \gamma_{10}$

WG Effect:  $\gamma_{10} = \gamma_{10}$

BG<sup>2</sup> Effect:  $\gamma_{02} = \gamma_{02} + \gamma_{11}$

Contextual<sup>2</sup>:  $\gamma_{02} = \gamma_{02} - \gamma_{11}$

BG\*WG or Contextual\*WG is the same:  $\gamma_{11} = \gamma_{11}$

# When Group-MC $\neq$ Grand-MC: Random Effects of Level-1 Predictors

**Group-MC:**  $WGx_{ij} = x_{ij} - GMx_j$

Level-1:  $y_{ij} = \beta_{0j} + \beta_{1j}(x_{ij} - GMx_j) + e_{ij}$

Level-2:  $\beta_{0j} = \gamma_{00} + \gamma_{01}(GMx_j) + U_{0j}$

$\beta_{1j} = \gamma_{10} + U_{1j}$

Variance due to  $GMx_j$  is removed from the random slope in Group-MC.

---

$\rightarrow y_{ij} = \gamma_{00} + \gamma_{01}(GMx_j) + \gamma_{10}(x_{ij} - GMx_j) + U_{0j} + U_{1j}(x_{ij} - GMx_j) + e_{ij}$

**Grand-MC:**  $L1x_{ij} = x_{ij}$

Level-1:  $y_{ij} = \beta_{0j} + \beta_{1j}(x_{ij}) + e_{ij}$

Level-2:  $\beta_{0j} = \gamma_{00} + \gamma_{01}(GMx_j) + U_{0j}$

$\beta_{1j} = \gamma_{10} + U_{1j}$

Variance due to  $GMx_j$  is still part of the random slope in Grand-MC. So these models cannot be made equivalent.

$\rightarrow y_{ij} = \gamma_{00} + \gamma_{01}(GMx_j) + \gamma_{10}(x_{ij}) + U_{0j} + U_{1j}(x_{ij}) + e_{ij}$

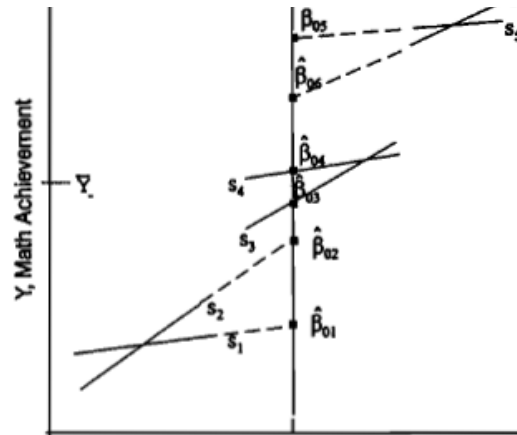
# Random Effects of Level-1 Predictors

- **Random intercepts** mean different things under each model:
  - **Group-MC** → Group differences at  $\mathbf{WGx}_{ij} = \mathbf{0}$  (that every group has)
  - **Grand-MC** → Group differences at  $\mathbf{L1x}_{ij} = \mathbf{0}$  (that not every group will have)
- **Differential shrinkage of the random intercepts** results from differential reliability of the intercept data across models:
  - Group-MC → Won't affect shrinkage of slopes unless highly correlated
  - Grand-MC → Will affect shrinkage of slopes due to forced extrapolation
- As a result, the **random slope variance may be smaller** under Grand-MC than under Group-MC
  - Problem worsens with greater ICC of level-1 predictor (more extrapolation)
  - Anecdotal example was presented in Raudenbush & Bryk (2002; chapter 5)



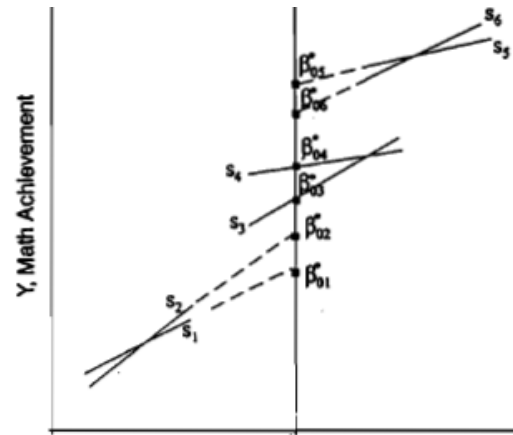
# Bias in Random Slope Variance

## OLS Per-Group Estimates



Level-1 X

## EB Shrunken Estimates



Level-1 X

Top right: Intercepts and slopes are homogenized in Grand-MC because of intercept extrapolation

Bottom: Downwardly-biased random slope variance in Grand-MC relative to Group-MC

<i>Unconditional Results</i>	<i>Conditional Results</i>
<b>Group-MC</b>	
$\hat{\mathbf{T}} = \begin{bmatrix} 8.68 & 0.05 \\ 0.05 & 0.68 \end{bmatrix}$ $\hat{\sigma}^2 = 36.70$	$\hat{\mathbf{T}} = \begin{bmatrix} 2.38 & 0.19 \\ 0.19 & \mathbf{0.15} \end{bmatrix}$ $\hat{\sigma}^2 = 36.70$
<b>Grand-MC</b>	
$\hat{\mathbf{T}} = \begin{bmatrix} 4.83 & -0.15 \\ -0.15 & 0.42 \end{bmatrix}$ $\hat{\sigma}^2 = 36.83$	$\hat{\mathbf{T}} = \begin{bmatrix} 2.41 & 0.19 \\ 0.19 & \mathbf{0.06} \end{bmatrix}$ $\hat{\sigma}^2 = 36.74$

# MLM for Clustered Data: Summary

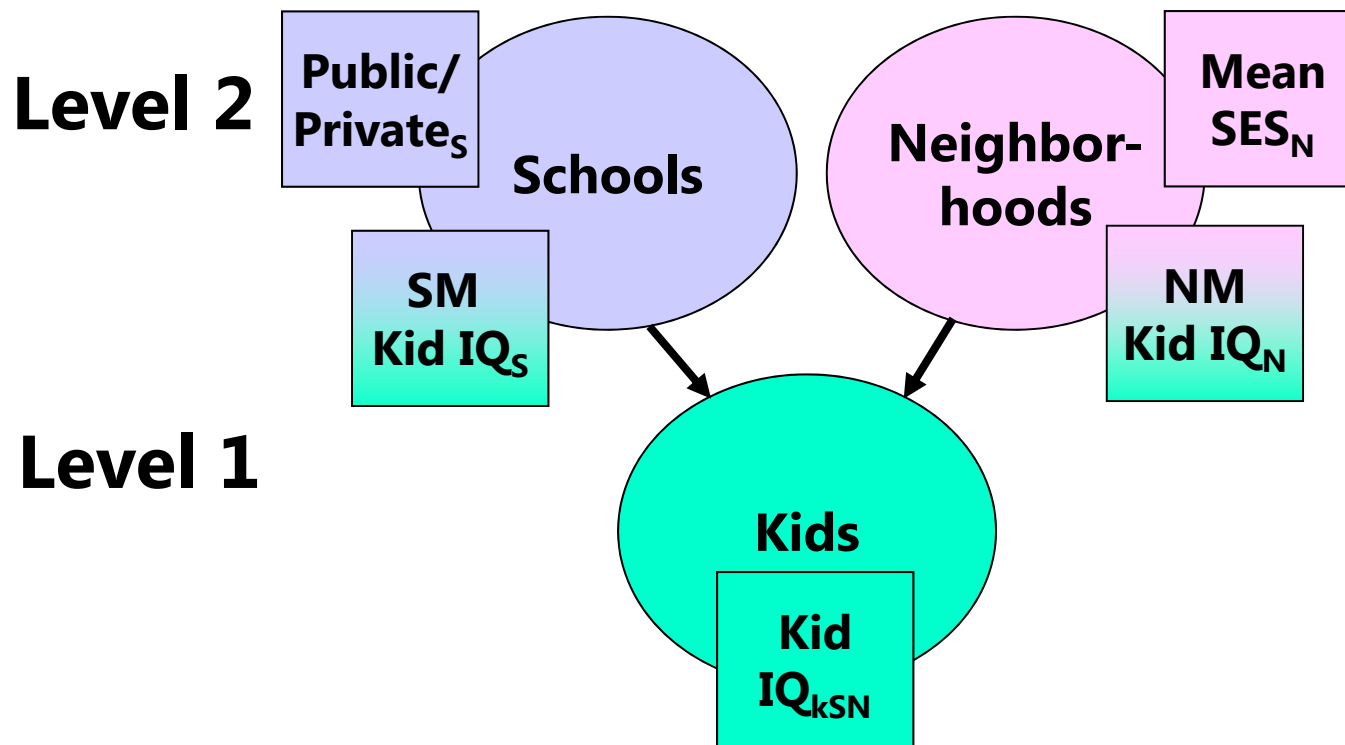
- Models now come in only two kinds: “empty” and “conditional”
  - The lack of a comparable dimension to “time” simplifies things greatly!
- L2 = Between-Group, L1 = Within-Group (between-person)
  - Level-2 predictors are group variables: can have fixed or systematically varying effects (but not random effects in two-level models)
  - Level-1 predictors are person variables: can have fixed, random, or systematically varying effects
- No smushing main effects or interactions of level-1 predictors:
  - Group-MC at Level 1: Get L1=WG and L2=BG effects directly
  - Grand-MC at Level 1: Get L1=WG and L2=contextual effects directly
    - As long as some representation of the L1 effect is included in L2; otherwise, the L1 effect (and any interactions thereof) will be smushed

# More Complex Multilevel Designs

- Multilevel models are specified based on the relevant dimensions by which observations differ each other, and how the units are organized
- Two-level models have at least two piles of variance, in which level-1 units are nested within level-2 units:
  - Longitudinal Data: Time nested within Persons
  - Students nested within Teachers
- Three-level models have at least three piles of variance, in which level-2 units are nested within level-3 units:
  - Time nested within Persons within Families
  - Student nested within Teachers within Schools
- In other designs, multiple sources of systematic variation may be present, but the sampling may be crossed instead...
  - Same idea as crossed random effects (i.e., as for persons and items), but these are known as "cross-classified" models in the clustered data world
  - Here are a few examples on when this might happen...

# Kids, Schools, and Neighborhoods

- Kids are nested within schools AND within neighborhoods
- Not all kids from same neighborhood live in same school, so schools and neighborhoods are crossed at level 2
- Can include predictors for each source of variation



# Kids, Schools, and Neighborhoods

$$Y_{kSN} = Y_{000} \rightarrow \text{fixed intercept (all } x\text{'s} = 0)$$
$$+ Y_{010}(\text{Private}_S) + Y_{020}(\text{SMIQ}_S) \rightarrow \text{school effects}$$
$$+ Y_{001}(\text{SES}_N) + Y_{002}(\text{NMIQ}_N) \rightarrow \text{neighborhood effects}$$
$$+ Y_{100}(\text{KidIQ}_{kSN}) \rightarrow \text{kid effects}$$
$$+ U_{0s0} \rightarrow \text{random effect of school}$$
$$+ U_{00N} \rightarrow \text{random effect of neighborhood}$$
$$+ e_{kSN} \rightarrow \text{residual kid-to-kid variation}$$

# Time, Kids, and Classrooms

- Kids are nested within classroom at each occasion...
- But kids move into different classrooms across time...
  - So Time is nested within Kid, Kid is crossed with Classroom
- How to model a time-varying random classroom effect?
  - This is the basis of so-called “value-added models”
- (At least) Two options:
  - Temporary classroom effect: Random effect for classroom that operates only at the point when the kid is in that classroom
    - e.g., Classroom effect ← teacher bias
    - Once out of classroom, effect is no longer present
  - Cumulative classroom effect: Random effect for classroom that operates at the point when the kid is in that classroom forwards
    - e.g., Classroom effect ← differential learning
    - Effect stays with the kid in the future

# More on Cross-Classified Models

- In crossed models, lower-level predictors can have random slopes of over higher levels AND random slopes of the other crossed factor at the same level
  - Example: Kids, Schools, and Neighborhoods (data permitting)
    - Kid effects could vary over schools AND/OR neighborhoods
    - School effects could vary over neighborhoods (both level 2)
    - Neighborhood effects could vary over schools (both level 2)
- Concerns about smushing still apply over both level-2's
  - Separate contextual effects of kid predictors for schools and neighborhoods (e.g., after controlling for how smart you are, it matters incrementally whether you go to a smart school AND if you live in a neighborhood with smart kids)

# Summary: Nested or Crossed Models

- Dimensions of sampling can result in systematic differences (i.e., dependency) that needs to be accounted for in the model for the variances
  - Sometimes this dependency is from nested sampling
  - Sometimes this dependency is from crossed sampling
- Multilevel models that include crossed random effects (or cross-classified models):
  - Can address this dependency (statistical motivation)
  - Can quantify and predict the amount of variation due to each source (substantive motivation)
  - Can include simultaneous hypothesis tests pertaining to each source of variation (substantive motivation)